

1st Grade STANDARD BASED CHOICE BOARD With Depth of Knowledge


CCSS.MATH.I.G.A.3

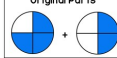

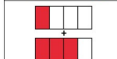

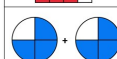

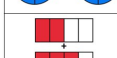

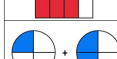

Name: _____

Choice Board Activity

I know the difference between halves and quarters.

Directions: Add the parts together. Make a whole and show the left over parts.



| Original Parts | Wholes with parts |
|---|---|
|  |  |
|  |  |
|  |  |
|  |  |
|  |  |







DoK 3
© 2020 First Thinkers

Name: _____



Choice Board Activity

I know the difference between halves and quarters.

Directions: Compare the two shapes. Circle whether halves or quarters have the smaller pieces.

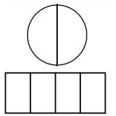
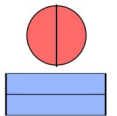
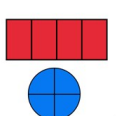


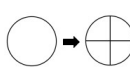

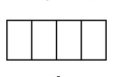
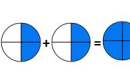
| Which one has smaller pieces? | Which one has smaller pieces? |
|--|---|
|  |  |
| Quarters smaller pieces? | Halves Which one has smaller pieces? |
|  |  |
| Halves smaller pieces? | Quarters Which one has smaller pieces? |
|  |  |
| Halves | Halves Quarters |

CCSS.MATH.CONTENT.I.G.A.3

 **Choice Board** 

I know the difference between halves and quarters.

Complete activities until you reach 4 points!

| | | |
|--|--|---|
| 1 Identify halves and quarters in shapes  | 2 Color in the halves  | 3 Color in the quarters  |
| 2 Determine if the shape is in equal parts  | 2 Compare whether pieces are smaller in halves or quarters  | 2 Change the shapes into halves and quarters  |
| 3 Determine how many parts are shaded in  1/4 | 4 Identify the amount of pieces in halves and quarters.  4 pieces | 3 Add the parts together  |


© 2020 First Thinkers


Name: _____


Choice Board Activity


I know the difference between halves and quarters.


Directions: Identify if the shape is halves.


- 

Circle which one it is
Halves Quarters Neither
- 

Circle which one it is
Halves Quarters Neither
- 

Circle which one it is
Halves Quarters Neither
- 

Circle which one it is
Halves Quarters Neither
- 

Circle which one it is
Halves Quarters Neither
- 

Circle which one it is
Halves Quarters Neither


CCSS.MATH.CONTENT.I.G.A.3


Name: _____


Choice Board Activity


I know the difference between halves and quarters.


Directions: Write the fraction of the shape.


- 

1/4
- 

- 

- 

- 

- 

DoK 2
© 2020 First Thinkers

CCSS.MATH.CONTENT.I.G.A.3



How to Use

There are nine options for students to complete. Students need to get a total of 4 points. The numbers correspond to what their Depth of Knowledge level is. The harder the level, the less they need to do.

The numbers on the bottom left of the choice board are the points students get from each activity. They need 4 points to finish the board.

On the bottom right, there is a letter and number. This is so students and you can find the materials needed for the activity with greater ease.

Each activity has a printout for accountability. I place each one in a folder labeled 1-9 in a designated area where we put our choice board materials in. Students see that they need AI, they go to that folder to get its accountability sheet along with any materials necessary.


Some activities have materials that need to be printed and could be laminated for reuse. You could also keep paper copies of the materials for students if assigned as homework or in the classroom. These are materials to help scaffold some content for the levels 1-2.

After students finish the choice board activities, they put all activities in our basket stapled together and have a list of May Do choices to do based on the content subject we're doing at the time.

If you have any questions on this, please don't hesitate to message me through TeachersPayTeachers [through this link!](#)

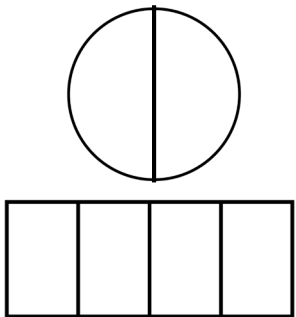
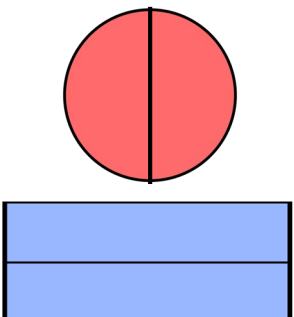
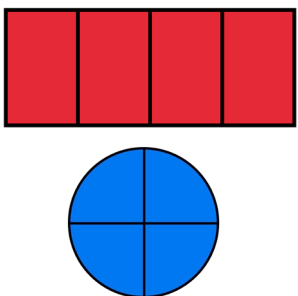
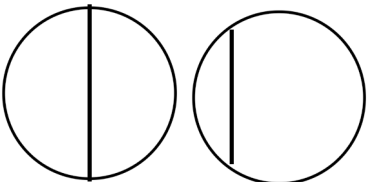
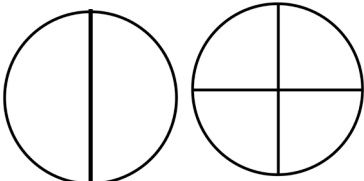
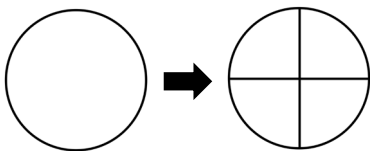
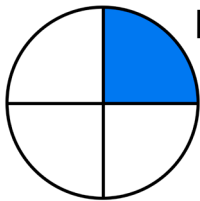

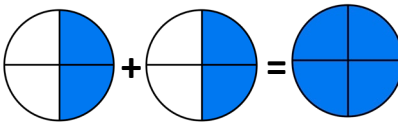


Choice Board



I know the difference between halves and quarters.

Complete activities until you reach 4 points!

| | | |
|--|--|---|
| <p>Identify halves and quarters in shapes</p>  <p>1 J1</p> | <p>Color in the halves</p>  <p>1 J2</p> | <p>Color in the quarters</p>  <p>1 J3</p> |
| <p>Determine if the shape is in equal parts</p>  <p>2 J4</p> | <p>Compare whether pieces are smaller in halves or quarters</p>  <p>2 J5</p> | <p>Change the shapes into halves and quarters</p>  <p>2 J6</p> |
| <p>Determine how many parts are shaded in</p>  <p>$\frac{1}{4}$</p> <p>3 J7</p> | <p>Identify the amount of pieces in halves and quarters.</p>  <p><u>4</u> pieces</p> <p>1 J8</p> | <p>Add the parts together</p>  <p>3 J9</p> |






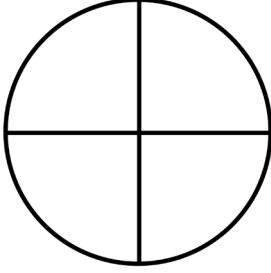
Name: _____



Choice Board Activity

I know the difference between halves and quarters.

Directions: Identify if the shape is halves, quarters, or neither.

| | |
|---|--|
| <p>1.</p>  <p>Circle which one it is Halves Quarters Neither</p> | <p>2.</p>  <p>Circle which one it is Halves Quarters Neither</p> |
| <p>3.</p>  <p>Circle which one it is Halves Quarters Neither</p> | <p>4.</p>  <p>Circle which one it is Halves Quarters Neither</p> |
| <p>5.</p>  <p>Circle which one it is Halves Quarters Neither</p> | <p>6.</p>  <p>Circle which one it is Halves Quarters Neither</p> |

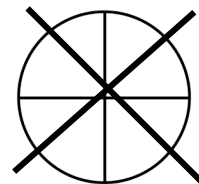

Name: _____



Choice Board Activity

I know the difference between halves and quarters.

Directions: Color in the shapes that show halves.
Cross out shapes that are not halves.



| | | |
|--------|--------|--------|
| 1. | 2. | 3. |
| 4. | 5. | 6. |
| 7. | 8. | 9. |

DoK 1


Name: _____


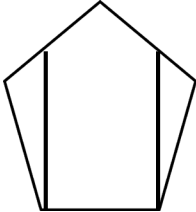


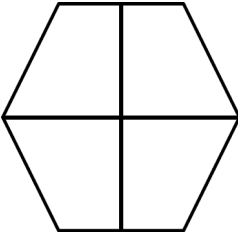
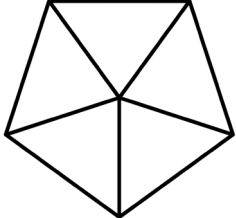


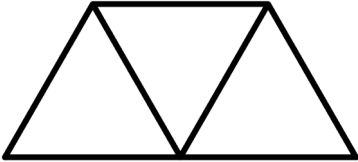


Choice Board Activity

I know the difference between halves and quarters.

Directions: Color in the shapes that show quarters.
Cross out shapes that are not quarters.



| | | |
|---|---|---|
| 1.  | 2.  | 3.  |
| 4.  | 5.  | 6.  |
| 7.  | 8.  | 9.  |

DoK 1


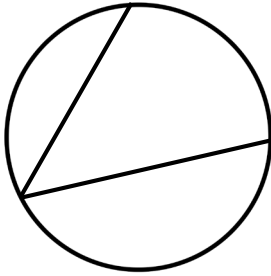


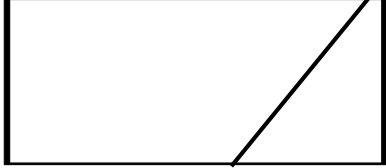
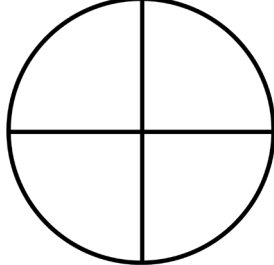
Name: _____



Choice Board Activity

I know the difference between halves and quarters.

Directions: Circle yes if it has equal parts. Circle no if it doesn't.

| | |
|---|--|
| <p>1. Equal Parts?</p>  <p>Yes No</p> | <p>2. Equal Parts?</p>  <p>Yes No</p> |
| <p>3. Equal Parts?</p>  <p>Yes No</p> | <p>4. Equal Parts?</p>  <p>Yes No</p> |
| <p>5. Equal Parts?</p>  <p>Yes No</p> | <p>6. Equal Parts?</p>  <p>Yes No</p> |



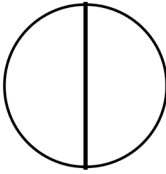
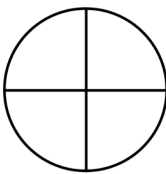



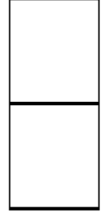
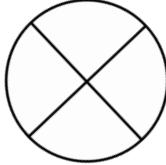
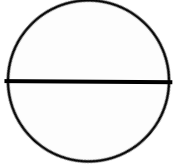
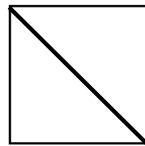

Name: _____



Choice Board Activity

I know the difference between halves and quarters.

Directions: Compare the two shapes. Circle whether halves or quarters have the smaller pieces.

| | |
|--|--|
| <p>Which one has smaller pieces?</p>   <p>Halves Quarters</p> | <p>Which one has smaller pieces?</p>   <p>Halves Quarters</p> |
| <p>Which one has smaller pieces?</p>   <p>Quarters Halves</p> | <p>Which one has smaller pieces?</p>   <p>Quarters Halves</p> |
| <p>Which one has smaller pieces?</p>   <p>Quarters Halves</p> | <p>Which one has smaller pieces?</p>   <p>Halves Quarters</p> |

DoK 2

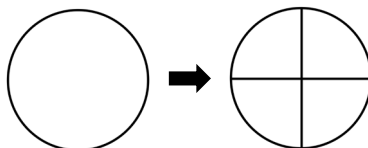
Name: _____




Choice Board Activity

I know the difference between halves and quarters.

Directions: Change the shapes into halves or quarters.




Halves




Quarters



Halves



Quarters



Halves



DoK 2

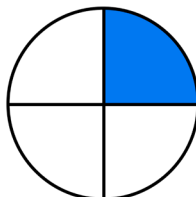
Name: _____




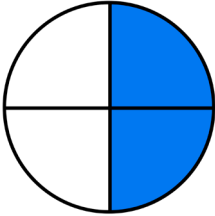


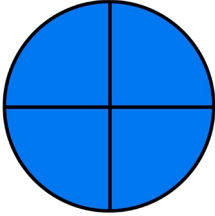

Choice Board Activity

I know the difference between halves and quarters.

Directions: Write the fraction of the shape.



1/4

| | | |
|--|--|---|
| <p>1.</p>  <p>_____</p> | <p>2.</p>  <p>_____</p> | <p>3.</p>  <p>_____</p> |
| <p>4.</p>  <p>_____</p> | <p>5.</p>  <p>_____</p> | <p>6.</p>  <p>_____</p> |

DoK 3

Name: _____




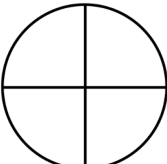

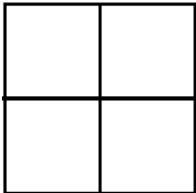
Choice Board Activity

I know the difference between halves and quarters.

Directions: Identify how many pieces the halves and quarters have.



4 pieces

| | | |
|--|--|--|
| <p>1. halves</p>  <p>_____ pieces</p> | <p>2. quarters</p>  <p>_____ pieces</p> | <p>3. halves</p>  <p>_____ pieces</p> |
| <p>4. quarters</p>  <p>_____ pieces</p> | <p>5. halves</p>  <p>_____ pieces</p> | <p>6. quarters</p>  <p>_____ pieces</p> |

DoK 1

Name: _____

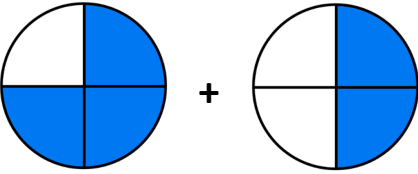
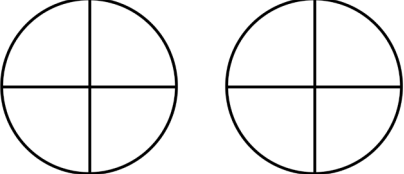
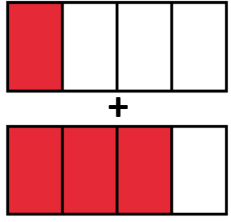

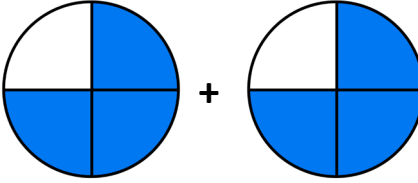
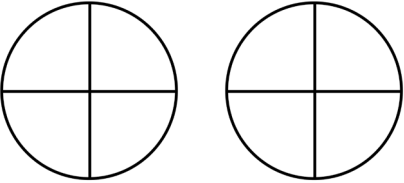
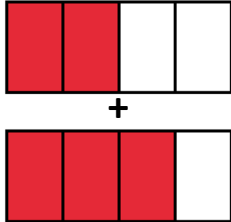

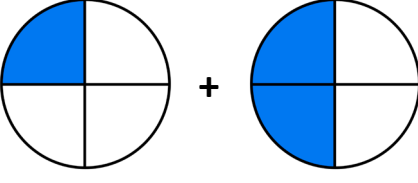
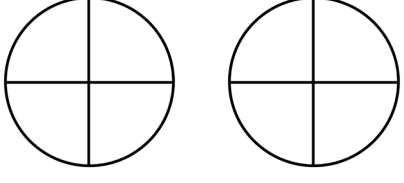


Choice Board Activity

I know the difference between halves and quarters.

Directions: Add the parts together. Make a whole and show the left over parts.

$$\begin{array}{c} \text{---} \\ | \\ \text{---} \\ | \\ \text{---} \\ | \\ \text{---} \end{array} + \begin{array}{c} \text{---} \\ | \\ \text{---} \\ | \\ \text{---} \\ | \\ \text{---} \end{array} = \begin{array}{c} \text{---} \\ | \\ \text{---} \\ | \\ \text{---} \\ | \\ \text{---} \end{array}$$

| Original Parts | Wholes with parts |
|---|--|
|  |  |
|  |  |
|  |  |
|  |  |
|  |  |

DoK 3






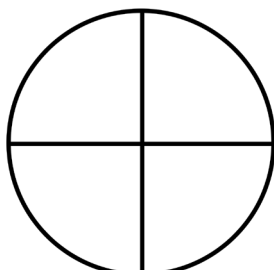
Name: Answer Sheet



Choice Board Activity

I know the difference between halves and quarters.

Directions: Identify if the shape is halves, quarters, or neither.

| | |
|--|---|
| <p>1.</p>  <p>Circle which one it is Halves Quarters Neither</p> | <p>2.</p>  <p>Circle which one it is Halves Quarters Neither</p> |
| <p>3.</p>  <p>Circle which one it is Halves Quarters Neither</p> | <p>4.</p>  <p>Circle which one it is Halves Quarters Neither</p> |
| <p>5.</p>  <p>Circle which one it is Halves Quarters Neither</p> | <p>6.</p>  <p>Circle which one it is Halves Quarters Neither</p> |

DoK 1


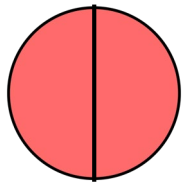
Name: Answer Sheet



Choice Board Activity

I know the difference between halves and quarters.

Directions: Color in the shapes that show halves.
Cross out shapes that are not halves.



| | | |
|--------|--------|--------|
| 1. | 2. | 3. |
| 4. | 5. | 6. |
| 7. | 8. | 9. |



DoK 1

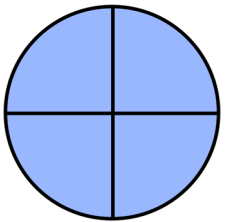
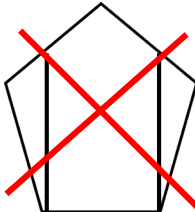
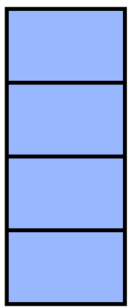
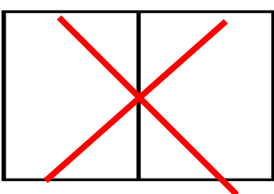
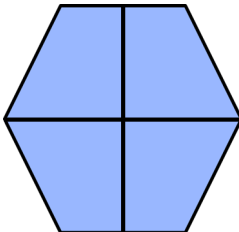
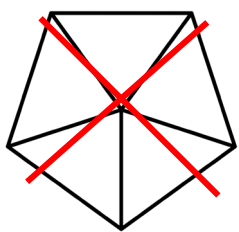


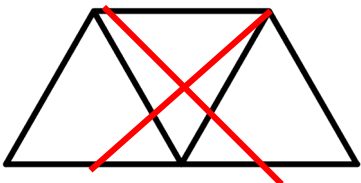
Name: Answer Sheet

Choice Board Activity

I know the difference between halves and quarters.

Directions: Color in the shapes that show quarters.
Cross out shapes that are not quarters.




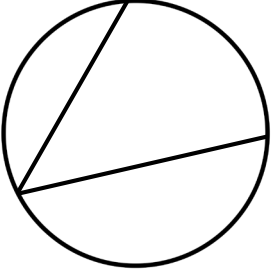


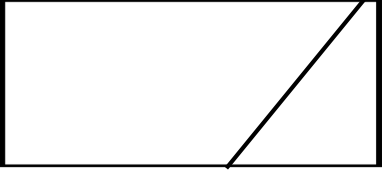
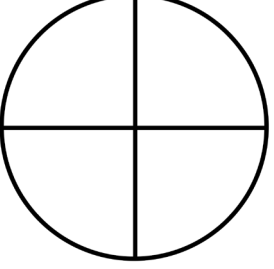
| | | |
|---|---|---|
| 1.  | 2.  | 3.  |
| 4.  | 5.  | 6.  |
| 7.  | 8.  | 9.  |

DoK 1

Choice Board Activity

I know the difference between halves and quarters.

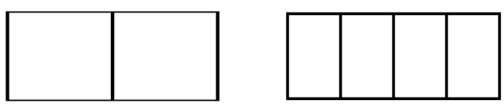
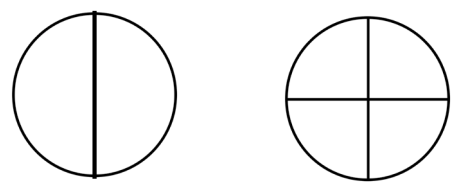
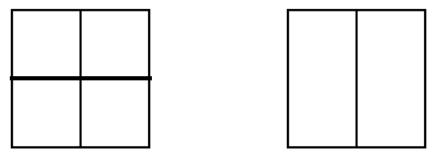
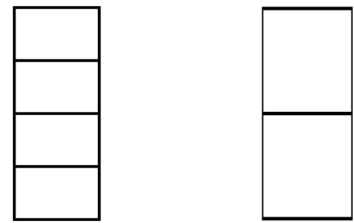
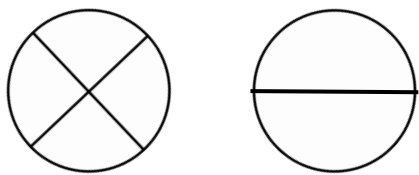

Directions: Circle yes if it has equal parts. Circle no if it doesn't.

| | |
|--|---|
| <p>1. Equal Parts?</p>  <p>Yes No</p> | <p>2. Equal Parts?</p>  <p>Yes No</p> |
| <p>3. Equal Parts?</p>  <p>Yes No</p> | <p>4. Equal Parts?</p>  <p>Yes No</p> |
| <p>5. Equal Parts?</p>  <p>Yes No</p> | <p>6. Equal Parts?</p>  <p>Yes No</p> |

Choice Board Activity

I know the difference between halves and quarters.

Directions: Compare the two shapes. Circle whether halves or quarters have the smaller pieces.

| | |
|---|--|
| <p>Which one has smaller pieces?</p>  <p>Halves Quarters</p> | <p>Which one has smaller pieces?</p>  <p>Halves Quarters</p> |
| <p>Which one has smaller pieces?</p>  <p>Quarters Halves</p> | <p>Which one has smaller pieces?</p>  <p>Quarters Halves</p> |
| <p>Which one has smaller pieces?</p>  <p>Quarters Halves</p> | <p>Which one has smaller pieces?</p>  <p>Halves Quarters</p> |

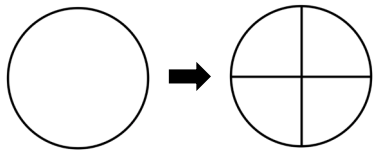
Name: Answer Sheet

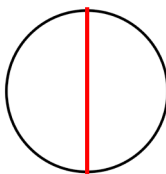
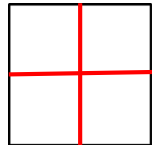

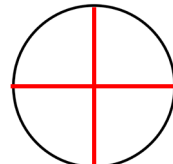
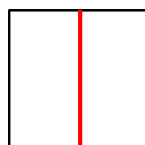


Choice Board Activity

I know the difference between halves and quarters.

Directions: Change the shapes into halves or quarters.



| |
|---|
| Halves  |
| Quarters  |
| Halves  |
| Quarters  |
| Halves  |

DoK 2

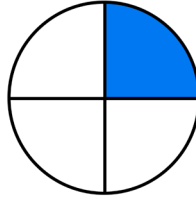
Name: Answer Sheet




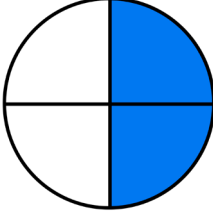


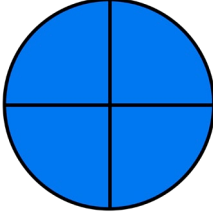

Choice Board Activity

I know the difference between halves and quarters.

Directions: Write the fraction of the shape.



1/4

| | | |
|---|---|--|
| <p>1.</p>  <p><u>1/2</u></p> | <p>2.</p>  <p><u>2/4</u></p> | <p>3.</p>  <p><u>3/4</u></p> |
| <p>4.</p>  <p><u>1/4</u></p> | <p>5.</p>  <p><u>4/4</u></p> | <p>6.</p>  <p><u>0/2</u></p> |

DoK 3



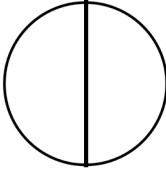
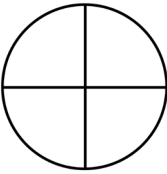

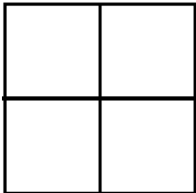
Choice Board Activity

I know the difference between halves and quarters.

Directions: Identify how many pieces the halves and quarters have.



4 pieces

| | | |
|---|---|---|
| <p>1. halves</p>  <p><u>2</u> pieces</p> | <p>2. quarters</p>  <p><u>4</u> pieces</p> | <p>3. halves</p>  <p><u>2</u> pieces</p> |
| <p>4. quarters</p>  <p><u>4</u> pieces</p> | <p>5. halves</p>  <p><u>2</u> pieces</p> | <p>6. quarters</p>  <p><u>4</u> pieces</p> |

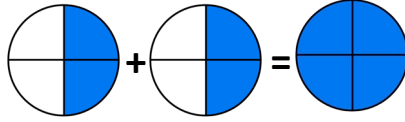
Name: Answer Sheet



Choice Board Activity

I know the difference between halves and quarters.

Directions: Add the parts together. Make a whole and show the left over parts.




| Original Parts | Wholes with parts |
|----------------|-------------------|
| | |
| | |
| | |
| | |
| | |

DoK 3

Enjoy this Product?


YOU MAY BE INTERESTED IN MY OTHER MATH OPTIONS!

Math Explorer Game
1st Grade BUNDLE




FIRST THINKERS
Use with Chromebooks or iPads for Engaging Math Practice and Storytelling!

1st Grade
Standard Based Choice Board
GROWING BUNDLE!




FIRST THINKERS
Student Choice Differentiated for All!

Number Sense w/ Time
KABOOM! Game



FIRST THINKERS
Practice Number Sense in a Fun and Engaging Way!

Full Year Growing BUNDLE
Color By Number
Add Subtract Within 20



FIRST THINKERS
Get That Math Fact Fluency Up With Fun Color By Number Worksheets!

How to get TPT credit to use on future purchases:

Please go to your [My Purchases page](#) (you may need to login). Beside each purchase you'll see a Provide Feedback button. Simply click it and you will be taken to a page where you can give a quick rating and leave a short comment for the product. Each time you give feedback, TPT gives you feedback credits that you use to lower the cost of your future purchases. I value your feedback greatly as it helps me determine which products are most valuable for your classroom so I can create more for you.

Be the first to know about my new discounts, freebies and product launches:

[Click Here](#) to become a follower. You will receive email updates when I create new items! New products are 50% for the first 48 hours, so you'll be in the know!



Follow me on Pinterest!



Follow me on Facebook!



[Check Out My Website!](#)

[Join My Mail List For Monthly Freebies!](#)

©First Thinkers 2020 All content in this product including but not limited to text, posts, logos, marks, graphics, files, materials, services, products, videos, audio, applications, computer code, designs, downloads and all other information here (collectively, the "Content") is owned by us and is protected by copyright, trademark and other intellectual property and unfair competition laws with the exception of any content from others that we are lawfully permitted to use. You are granted a limited revocable license to print or download Content from the website for your own personal, non-commercial, non-transferrable, informational and educational use only while ensuring it's not in violation of any copyright, trademark, and intellectual property or proprietary rights.

You agree not to copy, duplicate, steal, modify, publish, display, distribute, reproduce, store, transmit, post, create derivative works, reverse engineer, sell, rent or license any part of the Content in any way to anyone, without our prior written consent. You agree to abide by the copyright, trademark laws and intellectual property rights and shall be solely responsible for any violations of these terms and conditions.

We may offer free products for you to download paid courses, programs, physical or digital products and any other related materials (collectively, "products") on this website. All our products and/or services including all content are protected by copyright pursuant to the US and international copyright laws. You are granted a limited revocable license to print or download Content from our digital products for your own personal, non-commercial, non-transferrable, informational and educational use only while ensuring it's not in violation of any copyright, trademark, and intellectual property or proprietary rights. Copying or storing our content for other than personal use is expressly prohibited without our prior written consent.

You acknowledge and agree that you have no right to share, modify, sell, edit, copy, reproduce, create derivative works of, reverse engineer, enhance or in any exploit our products. You cannot sell or redistribute any of our products, whether free or paid ones, without our express written consent. You agree to abide by the copyright, trademark laws and intellectual property rights and shall be solely responsible for any violations of these terms and conditions.

